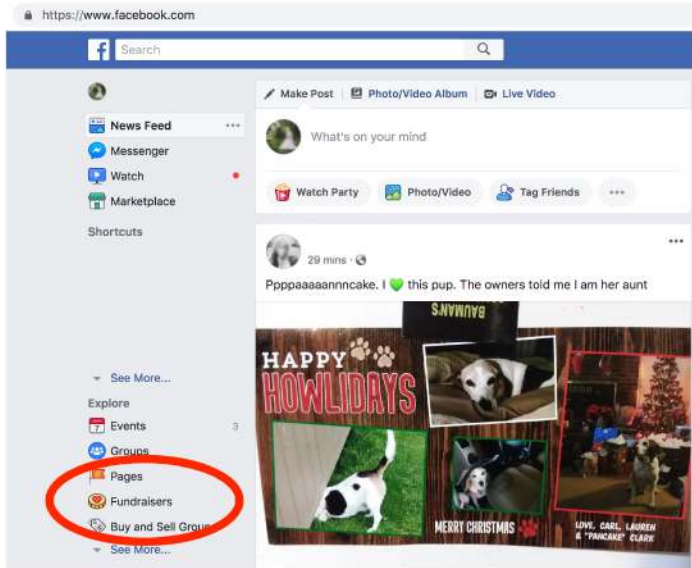
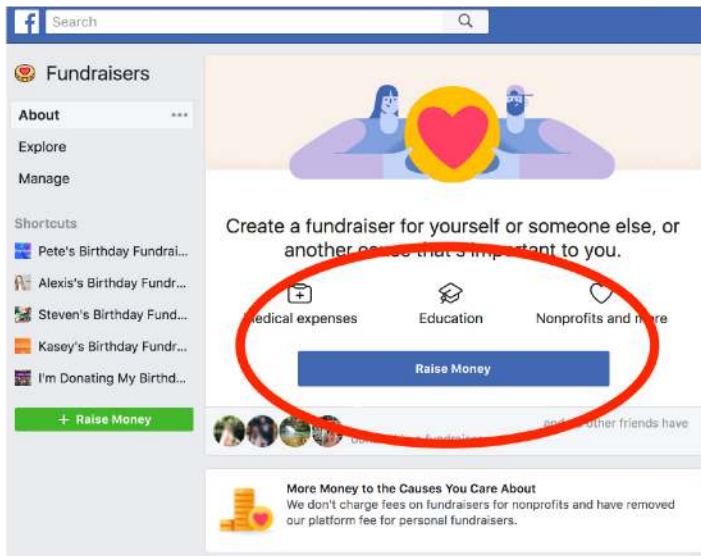


Thanks for your support of SHIM! Please follow the below steps to host a Facebook fundraiser to help our South Hills neighbors in need.

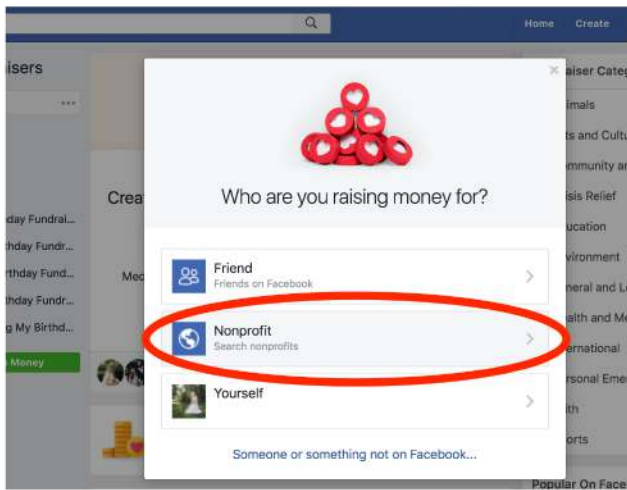
1. From your desktop, click **Fundraisers** in the lower left menu of your Facebook News Feed.



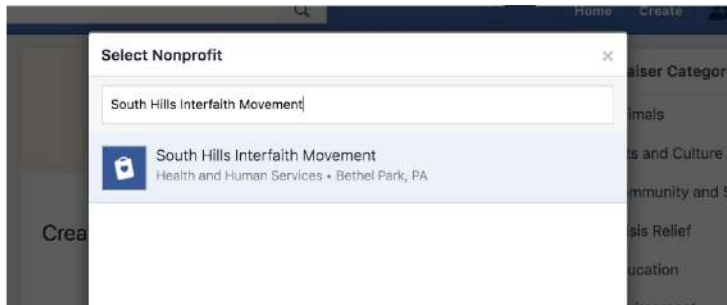
2. Click **Raise Money**.



3. Select Nonprofit/Charity.



4. Select a charitable organization. Type in 'South Hills Interfaith Movement' and you'll see SHIM appear in the drop-down menu.



5. Fill in the fundraiser details and choose a photo, then click **Create**.



6. Promote your fundraiser by sharing it on your social media channels, emailing your contacts and informing Seth Dubin at [sdubin@shimcares.org](mailto:sdubin@shimcares.org)